

Articolo /item

Codice / Code

**BENCH DRESDA**

**AP064E**

Finitura /Finishing

**GALVANIZED AND POWDER COATED STEEL**



Bench Dresda is composed of 2 robust lateral supports in laser-cut steel sheet and of a seating composed of timber slats dim 180x30 mm (lateral) and 50x45 mm (central). A reinforcement is fixed centrally to the seating in order to give more stability to the structure.

In the version with backrest, the bench is provided with a tubular frame, to which laser-pierced supports and the shaped slat are fixed.

In the lower part, the legs are provided with holes for ground anchoring with bolts, while the top is already pre-arranged for timber slats fixing.

Slats can be supplied in pressure-treated pine wood or in hardwood.

All metal parts are galvanized and powder coated and are available in different RAL colours.

Stainless steel screws.

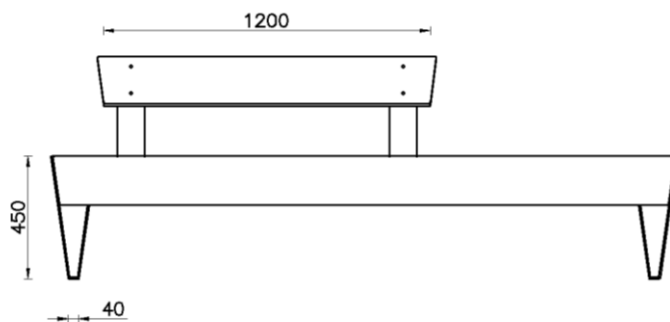
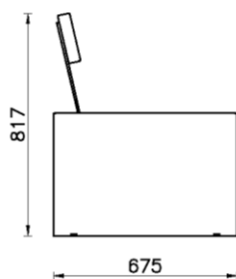
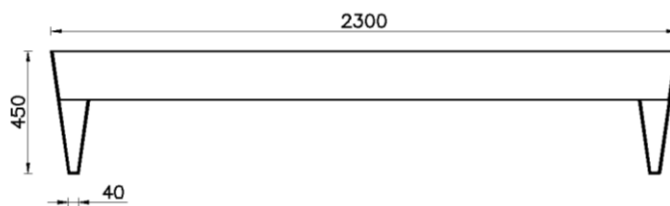
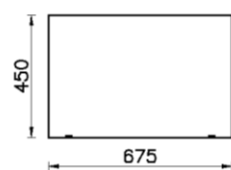
The length and the position of the backrest can vary according to client's necessity.

## TECHNICAL INFORMATION

Dimensions 2300 x 675 mm

Height 450 mm

Approximate weight 92 Kg



## NOTE

Rev. 02/2021