
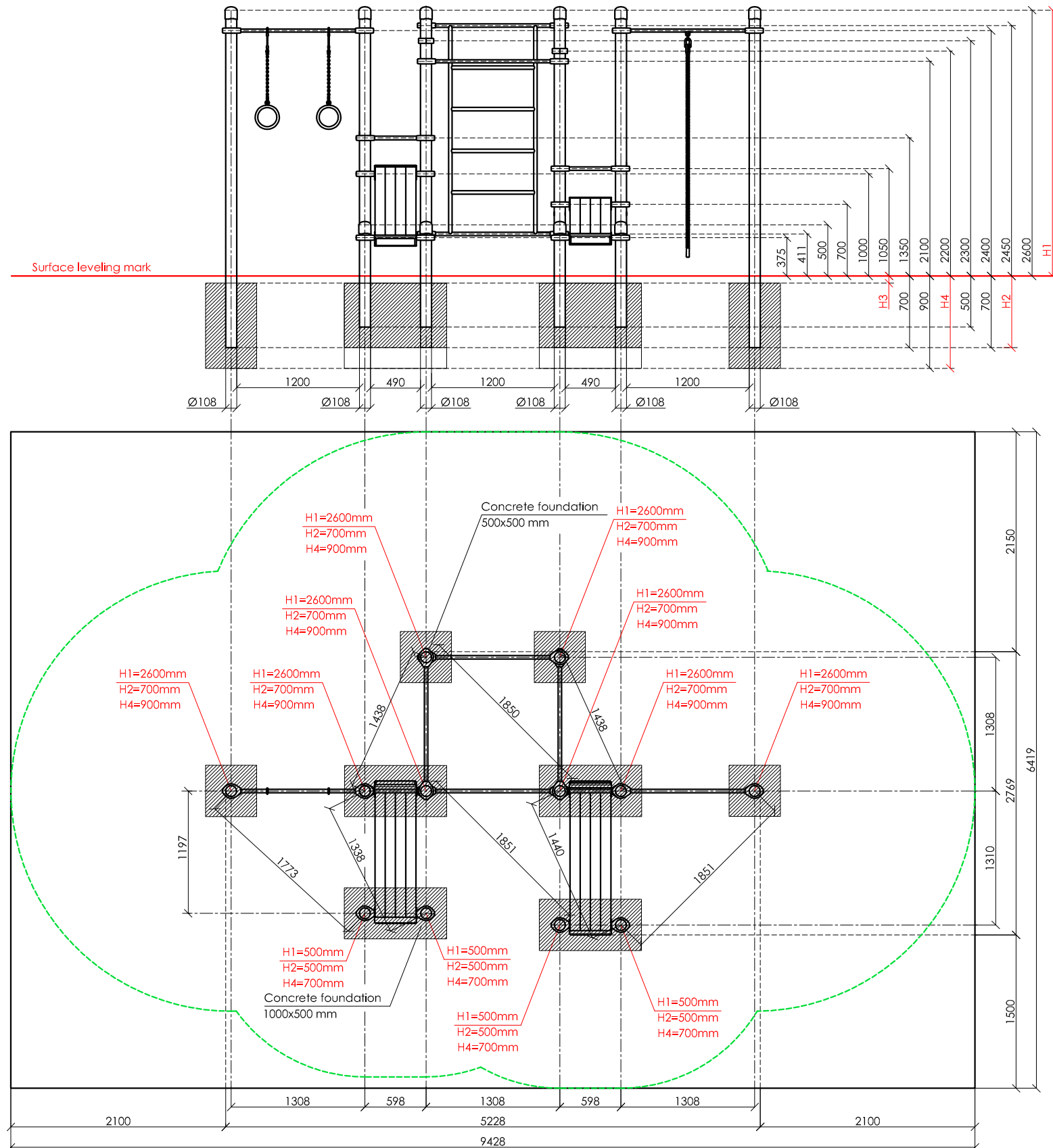
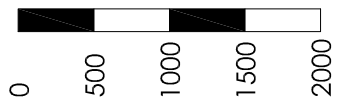


SCALE 1:50




**KENGURU
PRO**

"KENGURU PRO" LTD

Address: Lauteres street 4, Riga, Latvia, LV-1002
 VAT Reg. No. 40103750152
 Bank: A/S Luminor bank, SWIFT: RIKOLV2X,
 Bank Account: LV65RIKO0002930161161
 e-mail: info@kengurupro.eu
 www.kengurupro.eu

K-022

KENGURU Super



The complex consists of twelve vertical columns of different height, six crossbars 490 mm in length, five crossbars 1200 mm in length, Swedish wall and two composite material benches for abs. The complex includes rings and rope that are fixed to the crossbars with the length of 1200 mm. Optionally, two crossbars can be re-designed to be 1758 mm in length. Height of the Swedish wall - 2073 mm, width - 1200 mm. The distance between the crossbars of the Swedish wall - 407 mm. Construction is secured together with siluminium clamps. Weight- 464,4 kg.

Installation instructions:

- Choose a suitable underground for the unit (see page 2, table 2)!
- Prepare the construction pit with a drilling machine or other devices.
- Before pouring the concrete all structures elements must be leveled and fixed.
- Complex elements must be fixed and bolted together with metal clamps.
- Ready-made C25 concrete should be used.
- Crossbars installation height can be changed according to customer's wishes.
- Approximately 0,15m³ concrete is needed for each spot foundation.
- Under the structures we recommend to install absorbing rubber cover.

The size of the hole for the foundation is depending on the consistency of the ground. The dimensions mentioned above are applicable for normal conditions with firm ground. If the ground is extremely soft, a much bigger foundation is needed. Use only appropriate material and follow the installation instructions closely!!!

Foundation plan and area of movement of the K-022 KENGURU Super

Foundation plan and area of movement of the K-022 KENGURU Super				Technical information		
Foundation when using Shock absorbing underground (synthetic - rubber granulates)		Beveling of foundation when using loose filling material		width:	2769 mm	
				height:	2650 mm	
				length:	5228 mm	
				largest part:	3350 mm	
				weight:	464,4 kg	
				floor space required	9428 x 6419 mm	
				pipe measurements:	diameter:	wall thickness:
					108 mm	3.2 mm
					33.7 mm	3.2 mm
				metal parts:	steel, galvanized, powder coated RAL 7016 (anthracite grey)	
				metal clamps:	siluminium, powder coated, RAL 5018 (turquoise blue)	
				bolts for metal clamps	stainless steel, Pin Hex Button Head Security bolts M10	
				wood plastic composite beam measurements:	Height, width (mm)	Length (mm)
					100x100	1500
				WPC beams	Dark brown, brushed surface	
				max. free fall height:	< 2450 mm	possible underground see DIN 79000:2012-05 Tab.2 or installation instructions
				user height:	> 140 cm	
				maximum user weight:	130 kg	
				certificates:	TÜV Rheinland InterCert Kft.	

