

Articolo /item

Codice / Code

BENCH BREMA WITH BACKREST

AP061/E

Finitura /Finishing

GALVANIZED AND PAINTED



Bench Brema's structure is made of two steel sheet robust lateral sides, conveniently bent and drilled for ground anchoring.

The seat and the backrest are composed by a galvanized and painted steel frame, to which are fixed the timber slats section 45x45 mm.

Pine wood slats are pressure treated, according to DIN 68800-3 norms, in order to preserve them from fungi, bacteria, mould and protect them from strong weather conditions.

The whole bench is composed by the two lateral sides, the two backrest supports, the frames of both the seat and the backrest.

Upon request hardwood can substitute pinewood and a couple of armrests can be supplied.

All metal parts are galvanized and powder coated.

All screws are in stainless steel.

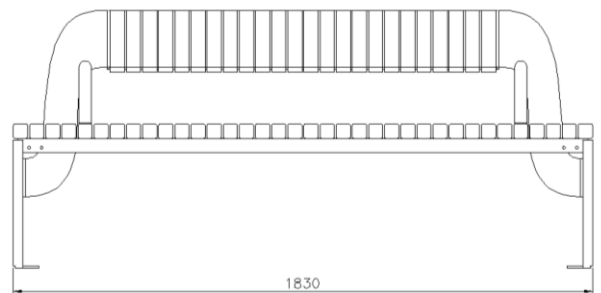
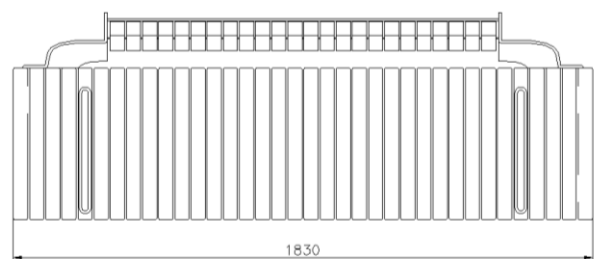
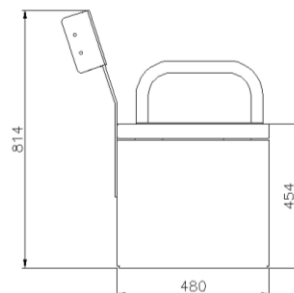
TECHNICAL INFORMATION

Dimensions 1830 x 480 mm

Height 814 mm

Weight 110 kg

Packaging 2 benches/pallet



NOTE